



Summary Feedback

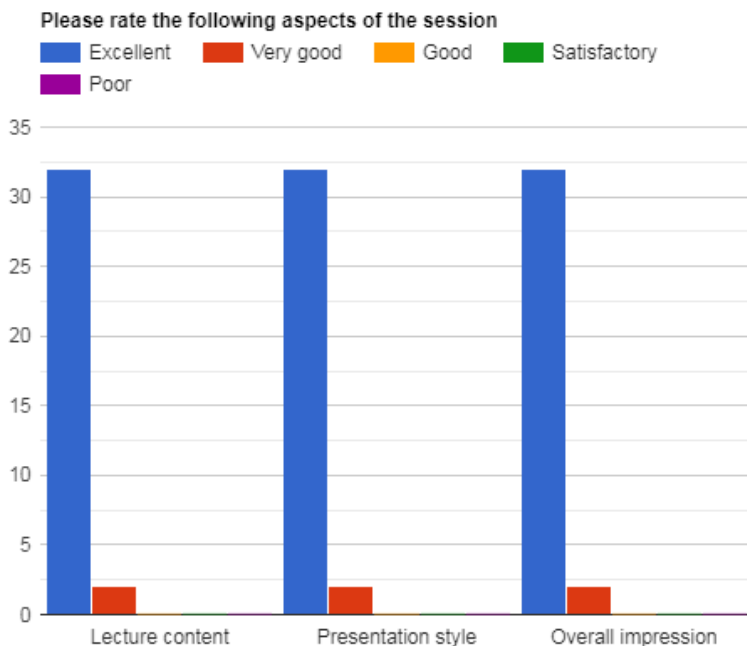
(Combined feedback broadcasted at multiple times this week)

PRE - RECORDED ST1-ST4 Teaching Programme 2023

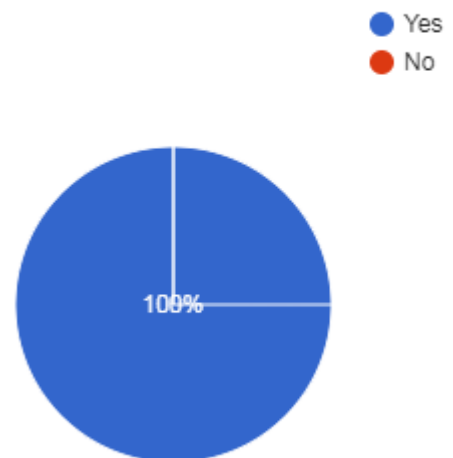
GIT - Stomach and Duodenum (29th and 30th July 2023) Lecturer: Sami Khan

Summary Points:

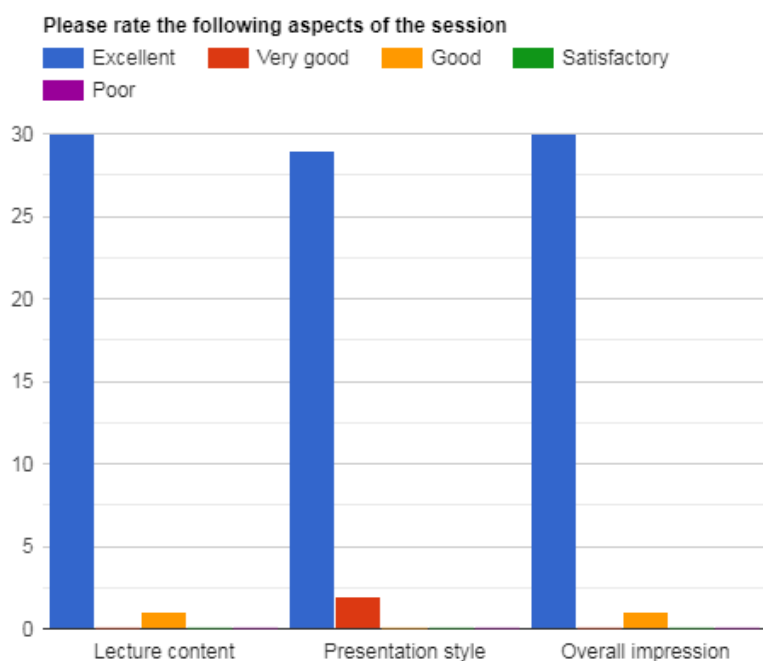
- Total Attendees: 235 from 29 Countries (Bahrain, Canada, China, Czech Republic, Dominica, Egypt, India, Indonesia, Iraq, Ireland, Kenya, Malaysia, Nigeria, Oman, Pakistan, Poland, Qatar, Saudi Arabia, Singapore, South Africa, Sri Lanka, Sudan, Swaziland, Türkiye, UAE, UK, Yemen, Zambia, Zimbabwe).
- Total duration: 3 hours (each session broadcasted thrice during the week)
- Total feedback received from 72 participants, from three different broadcasts



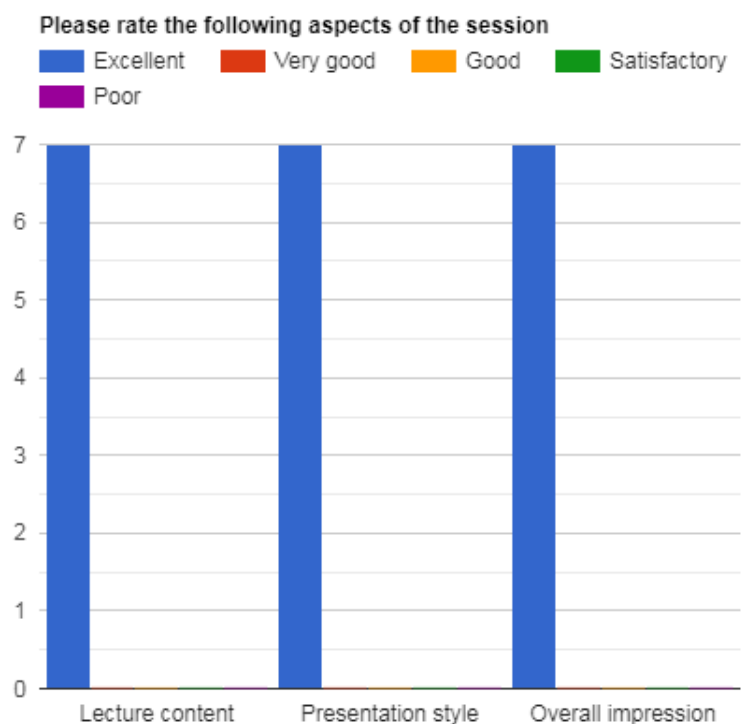
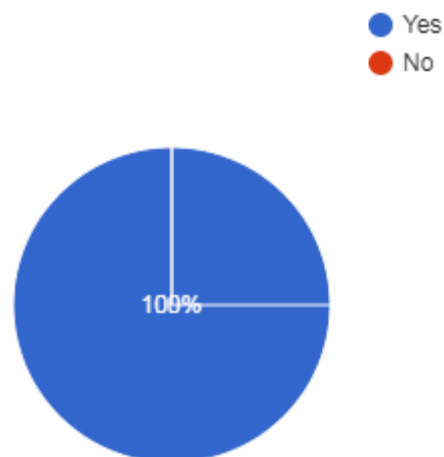
Did you find it useful
34 responses



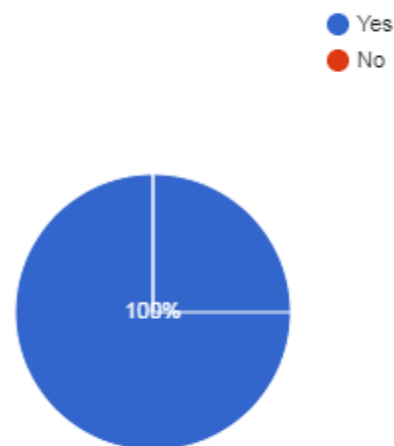
GIT - Stomach and Duodenum



Did you find it useful
31 responses



Did you find it useful
7 responses



Testimonials

- Excellent session, very good exam cases and explanation, excellent teaching of a difficult topic (Pakistan).
- Excellent teaching session (Algeria).
- Very educational (Nigeria).
- Excellent lecture (India).

GIT - Stomach and Duodenum

- Excellent imaging features that help differentiate gastric pathology (UK).
- The anatomy relating to radiology was very valuable (Nigeria).
- Clear concepts (Pakistan).
- Everything was useful (Kenya).
- Informative (Nigeria).
- Excellent (Pakistan).
- Perfect (UK).
- Excellent session (Pakistan).
- Best session (Pakistan).
- The anatomy of the stomach and the duodenum and how to recognize the parts of the pancreas at different levels on a CT abdomen was excellent (Nigeria).
- Superb (Pakistan).
- Excellent teaching session (Algeria).
- Very informative (UAE).
- Awesome (Indonesia).
- All aspects beautifully explained (Pakistan).
- Great knowledge (Pakistan).
- Excellent (Pakistan).
- Case discussion was the most useful (UAE).
- Images and lectures were the most useful (Pakistan).
- Excellent barium study feedback (Algeria).
- Teaching material and teaching method were the most useful (UAE).
- Great session (Iraq).
- Excellent session (Pakistan).
- Very educative (Nigeria).
- Beautiful lecture (UK).
- Awesome (Indonesia).
- Informative and learning topics for residents (India).
- Excellent (South Africa).
- Anatomy revision was the most useful (Zimbabwe).
- Excellent (Türkiye).
- Recognizing pathology in the stomach was the most valuable aspect (UK).
- Stomach anatomy, aphtha's ulcers and target lesions were the most useful aspects (UK).
- Barium studies films were very valuable (India).
- Excellent explanations and pictorial images (Nigeria).
- Excellent barium study cases (India).
- Fluoroscopy always difficult to interpret, it was very good explanation to understand pathology (Sri Lanka).
- Best session (Pakistan).
- So impressive! (Pakistan).
- Clear concepts (Pakistan).
- Superb (Pakistan).
- Excellent session (Pakistan).
- Interesting cases (Algeria).
- Viva session was the most useful (Pakistan).

GIT - Stomach and Duodenum

Size, Shape and Position of Stomach

Size and shaped Changes with volume of contents, position, inspiration and expiration, built of patient

Fundus
Body
Lesser Curvature
D1
Duodenum
Pylorus
Greater Curvature
Pyloric Antrum

Dr Khan's Teaching

RadiAnt DICOM Viewer 4.6.9 (64-bit)

ARU VD CT ENTEROGRAPHY - CT Thick Axial 5mm

ARU VD CT ENTEROGRAPHY - CT Abdomen1 Cor 3 Avg

CT Enteroctyze CT: 4 series

6.42mm Abdomen (s-1)

CT Abdomen1 Cor 3 Avg

CT Abdomen1 Cor 3 Avg

CT Thick Axial 5mm

Dr Khan's Teaching

GIT - Stomach and Duodenum



=====XX=====XX=====